

*Chesapeake Region
Lace Guild*

Where lacemaking lives on




Image from Bruges video available from the CRLG library!

~ A message from the president ~

Happy New Year! CRLG is off to a great start in 2025.

- On January 9, lace with a new Study Group at their initial meeting at the MLK Library, Room 401 D, from 6:45-8:45 pm.
- In January, mark your calendar to play Lace Identification Bingo on Saturday, January 25 at 10 am. View 80 different laces as inspiration for your lace journey.
- In February, join in the *couvige* at GW Textile Museum by registering to participate either Saturday, the 1st or the 8th, 12:30-4:30 pm, or both!
- In March, join the Idrija class with Allie Marguccio March 14-16, in Maryland.
- In April, CRLG Spring Lace Day will be Saturday, April 26, in Springfield, VA
- In June, plans are underway for a class with Sasha Baskin doing a portrait in lace.
- Thanks to all who renewed their CRLG Membership before the end of the year.

And that seems like enough for now - as we continue our lace journeys.

-Linda Kay Benning
CRLG President

Lace Bingo

Saturday, January 25 at 10:00 am

Mark your calendar today to plan to join the *ZoomLace Identification Bingo* game. It is not about the Bingo game, although there will be prizes. It is about having the

opportunity to view about 80 exquisite lace samples in Devon Thein's photo collection.

Katherine Dunlevey has agreed to run the bingo game for us as they make a great team.

Click the link below to get either *ONE* or *TWO* bingo cards (so you can play twice!). We have 100 cards to share so please only click if you are planning to play along (you are welcome to watch the presentation just to learn about all the laces). Players will be taken to their bingo card immediately after clicking the link.

[Click Here to Join ZOOM on January 25th at 10 am Eastern](#)

[Click Here for ONE Bingo Card!](#)

[Click Here for TWO Bingo cards!!](#)



Katherine Dunlevey

Katherine is serving her third year as vice-president of OIDFA. To provide greater benefits for membership, she organized the Virtual Congress in 2023 and 2024 with 8 courses and 8 lectures each year. The idea was received so well that throughout the year she has been able to include lectures and offer courses to members. Katherine also completely updated the OIDFA website and is webmaster. Please visit the website at OIDFA.com. The USA also has its own website at OIDFA-USA.org. Working with OIDFA has been a wonderful opportunity to meet lacemakers from all over the world. The members share a wealth of knowledge. If you are interested in becoming a council member, please talk to Linda Kay about an open opportunity.



Devon Thein

Devon Thein has been making lace since 1971 and is also an enthusiastic lace collector. She has been a volunteer in the lace collection of the Metropolitan Museum of Art since 2000 and is currently reviewing the entire lace collection to confirm the accuracy of the information about technique. Devon curated the show *Lace, not Lace*, the first show to consider lace as fine art. She is the Creative Director of the IOLI's Lace Lectures and an honorary member of the IOLI due largely to her efforts to present a virtual IOLI convention during COVID. Lace Bingo made its first appearance at that convention and she is glad that it continues to be enjoyed.



PLEASE RENEW YOUR MEMBERSHIP!

Now you can join the lace guild, or renew your membership, on our updated webpage: CRLG.org

Annual Dues: \$20

Visit our website

Click Here for Membership Form

Contact Mary Tod with any questions or if you are uncertain of your status at Marytod@me.com.

Idrija Lace Class

Sign up now for the Idrija Lace class taught in person by Alexandria Marguccio. She is willing to have all levels of lacemakers to learn this unique tape lace from Slovenia.

Dates: Friday-Sunday, March 14-16, 2025

Time: 9:00 - 4:00 pm - six hours of class time with lunch break.

Location: TBD

Cost: CRLG Members - \$150.00. Non-members - \$170.00. Members will be given priority for this class until February 18th. Then non-members will be notified of availability.

Supply list: will be provided for students prior to the class. Idrija patterns are not pricked before lacing.

Registration: This is a two-step process.

1. First, email CRLG Vice President for Programs, Carolyn Cerini, at WbrgLaceMaker@cox.net with:

- a. Your name and contact information
- b. Lace skill level (beginner, intermediate or advanced)
- c. Type of pillow being used (bolster or cookie)
- d. Experience with Idrija (first time, less than three pieces, or more than three).

2. Second, print the email and mail along with your payment (cash or check made payable to CRLG) to the Treasurer: Kerry Gruber, 125 Timberbrook




[Registration opens now and will close February 18 for CRLG members.](#)



Allie Marguccio Biography

Allie Marguccio is a retired elementary school librarian, lacemaker, and bobbin lace teacher. In 2008, she was awarded a grant by the Pennsylvania Counsel on the Arts to study traditional bobbin lacemaking techniques in Slovenia under the tutelage of Master Teacher, Stana Frelj of the Idrija Lace School in Idrija, Slovenia. In the past several years she has begun designing her own lace patterns in the Idrija lace narrow tape technique.

Allie teaches private classes in her home in Casa Grande, Arizona where she lives, regional workshops throughout the United States, Zoom (virtual) classes with the Lace Museum in California, the Winter Lace Conference in Costa Mesa, CA and at the yearly conference of the International Organization of Lace. Her work has been exhibited at The Bottles Works Ethnic Arts Center in Johnstown, Pennsylvania, the St. Francis (Loretto, PA) University Library and at the Governor's Mansion in Harrisburg, Pennsylvania. Allie has been a guest speaker at many lace events where she talks about her journey into lacemaking and how she is committed to carrying on a family tradition of making handmade bobbin lace that began in what is now the country of Slovenia and has continued on for the past several hundred years. She has contributed articles to IOLI's Lace Bulletin and has been featured in several local newspapers. Allie is one of four folk artists featured in the 2018 PBS documentary titled, "Pennsylvania Traditions: Woven Together". Her video, "The Basics of Idrija Lace Technique" filmed and produced by John and Kathy Hensel was launched in Oct of 2020. She is a member of the Five River's Bobbin Lacemakers, Lacey Ladies of Arizona, International Organization of Lace, Inc. and OIDFA. (European Bobbin and Needle Lace Organization.



Member Spotlight: Mary Sue Garner

by Linda Kay Benning

1. How did you get started in making Bobbin Lace? Karen H Thompson, a well-known Bobbin Lace instructor, moved into my retirement community and offered a beginner's

class. I signed up, slowly learned the basics, and found that I liked being focused and creative.

2. What do you find most rewarding about making Bobbin lace? The most rewarding thing about making Bobbin Lace is completing a project. I do like the geometry of the patterns and that I could troubleshoot when I see that I have made a mistake.

3. What type of Bobbin Lace are you thinking of exploring next? After two years, I want to continue practicing the basics of Bobbin Lace. I want to experiment with different colors of threads using some of the patterns I started with like bracelets, book markers, and strips of lace. Karen always has new patterns to challenge us and extend our knowledge and skills.

4. Would you share information about your career? I retired after 45 years of teaching Algebra and Geometry in the Alexandria City Public Schools. I have been teaching iPhone and iPad Basics Classes here at Greenspring Retirement Community.



Lace Board displayed at Greenspring exhibit.




Mary Sue Garner making lace.

From the Library:



We have a new video: Bruges Flower Lace



Bruges consists of flowers, leaves,

from Hensel Productions. The instructor is Elizabeth Peterson. I've taken classes from Elizabeth with the Lace Museum, and she's an excellent teacher. The video comes with three patterns and a bonus pattern.

scrolls, tapes and fillings. The patterns use different fillings so you get plenty of practice. The patterns look lovely and I'm looking forward to trying it out. It should be available at spring lace day.

~Azhar Ibrahim
CRLG Librarian



Elizabeth Peterson started making bobbin lace with her mother in 1985. She started teaching weekly near her home in 1995. Some of the laces she teaches include Torchon, Bedfordshire, Bucks Point, Brugge, Flanders, Binche, and various tape laces. She also teaches at International Organization of Lace, Inc. (IOL) Conventions, many lace events, and many lace groups around the United States. Elizabeth has studied various laces with many well known teachers, including Ulrike Voelcker and Kumiko Nakasaki and has studied Bedfordshire lace extensively with Christine Springett. She has won numerous awards for her lace at the local, state, and national levels. Her lace has also been displayed at Ulrike's biannual exhibition in Germany. The Utah Arts Council awarded her their Traditional Arts teaching grant. She truly enjoys making lace and values all the friends she has made over the years because of bobbin lace.

Bruges Flower Lace is a lace for continuing lace makers. There are 3 patterns that all have different techniques of the Bruges lace. Each has a different flower and each has different fillings that are common to Bruges. There are leaves, scrolls, tapes and a trefoil. Included in this program are the prickings, diagrams and instructions. There is also a bonus pattern included so you can use the techniques learned.

Associate Producer: Francesca Moore-Miller
Tech Advisor & DVD Authoring: Rob Neidig
Editor and Camera: John Hensel
Executive Producers: John & Kathy Hensel
Executive Producer for The Lace Museum: Kim Davis
Pricking Digitization: Joyce Ann Martin
Program Consultants: Bonnie Jean Reeves & Jean Leader

Running time: 5 Hours 20 Minutes
Program includes: Thumb Drive and
6 pattern sheets, including prickings.



HENSEL Productions
146 Chapala Drive
Santa Rosa, CA 95403
(818) 314-2849
Website: www.HenselProductions.com
Email: sales@HenselProductions.com

All materials in this program, together with the accompanying patterns are

ANNOUNCEMENTS AND UPCOMING EVENTS

January 9.....New Lace Study Group, in person, in Washington, DC at MLK Library, Room 401 D, from 6:45-8:45 pm.

January 25.....Lace Bingo via *Zoom* with Devon Thein and Katherine Dunlevey

February 1 & 8...*Couvige* at GW Textile Museum, 12:30-4:30 pm

March 1-31.....**Woodlawn 60th Needlework Show & Cafe**, Woodlawn & Frank Lloyd Wright's Pope- Leighey House, Alexandria, VA, 10-4 pm (*except Tuesdays*)

March 14-16.....**Idrija Lace Class** with Allie Marguccio

April 26.....**Spring Lace Day**, Greenspring, Springfield, VA

May 3-4.....**Maryland Sheep and Wool Festival**, Howard County Fairgrounds
Log Cabin Lacers demonstrating in the new annex building

[Click Here for More Information
about Woodlawn](#)

[Click Here for More Information
about MD Sheep & Wool](#)

Cherish the Chesapeake

Lace Banner Project

Our project is to have our guild members and any others who wish to participate create strips of lace in blues and greens, colors that represent the waters of the Chesapeake Bay, a national treasure. The guidelines are as follows:

- Any type of lace is acceptable including bobbin lace, needle lace, crochet, knitting, tatting, etcetera, as long as it is made with fine thread.
- Each piece of hand-made lace must be 1.5 to 2 inches wide.
- Each piece should be between 12 and 24 inches long.
- Each lace strip will be mounted horizontally on horizontal panels of organza.
- Scallops, fans, or decorative edging is acceptable on what will become the top edge.
- The bottom of each piece should be a straight sewing edge.
- Each lace strip should be primarily blues and greens representing the water, although additional colors of the Bay may be interspersed in the strip.
- Embellishments such as seed beads or tiny pearls are acceptable.

If you have any questions, please contact Mary Tod at marytod@me.com.

~ Farewell to Karen Plunkett ~

Karen had been a member of CRLG for about 10 years. She started making lace intending to make a Christening bonnet for some little tyke. Karen joined the guild and learned different

kinds of lace. Many of our older members, especially in Montgomery County, MD, might remember her.

A few years ago, Karen was diagnosed with cancer. She died on November 26th surrounded by love, listening to music by the Grateful Dead.

Her sisters in love have been trying to contact everyone on Karen's phone list, which, apparently is in disarray. I promised to pass the news on to CRLG.

There will be a Celebration of Life on February 23rd. If you are interested, contact Karen Haynes.

CRLG Volunteer Hours Needed

Before you put your 2024 calendar away, be sure to total all your volunteer hours supporting the educational endeavors of CRLG. The reporting period is **May 1, 2024 through April 30, 2025**. All hours count except those you are specifically paid for. All the research, the preparation, the travel, etc. Send just the total hours to **karenhthompson@gmail.com**. There is no need to break them down.

Karen Thompson
KarenHThompson@gmail.com

Study Group Contacts

Study groups typically meet once a month either virtually or in person. Please consult the Membership Directory for contact details.

Colonial Lacemakers - Williamsburg, VA
Contact: Mary Drew

Doily Madisons - Virtual, Washington, DC
Contact: Tamara Webb

Lace Wings - Virtual
Contact: Linda Kay Benning

Log Cabin Lacers - Baltimore and Ellicott City, MD
Contact: Susan Kuvelker

Montgomery Moonlight Lacers - Montgomery County, MD
Contact: Yoko Barr

Queen Anne's Lace - Fairfax, VA
Contact: Sherri Bertrand



International Organization of Lace, Inc.

The Chesapeake Region Lace Guild (CRLG) is an educational non-profit association. As a Charter Chapter of the [International Organization of Lace, Inc.](#), the objectives of the Guild are to promote interest in the fine old laces, to preserve fine laces for posterity, to study the history and characteristics of lace, to teach and promote lacemaking and lace identification, to promote and encourage lace exhibits, and to encourage museums that own lace collections to exhibit their collections and make them generally available for viewing by the public at large.

SEND YOUR PHOTOS TO SHARE!

Please send photos and articles to post on Facebook
to Holly Lacusky at hclacusky@gmail.com



Chesapeake Region Lace Guild | Palisades Neighborhood Library 4901 V Street NW |
Washington, DC 20007 US

[Unsubscribe](#) | [Update Profile](#) | [Constant Contact Data Notice](#)



Try email marketing for free today!